



REPORT

25800 COMMERCE DRIVE, LAKE FOREST, CA 92630

Project No. G102328456

Date: August 2, 2016

REPORT NO. 102328456LAX-080

TEST OF ONE LED MOVING HEAD BEAM

MODEL NO. ZW37 GREEN

RENDERED TO

ELATION LIGHTING
6122 S. EASTERN AVE
COMMERCE CA 90040

TEST: Electrical and Photometric tests as required to the IESNA test standard.

STATEMENT OF LIMITATION: This report must not be used by the client to claim product certification, approval, or endorsement by A2LA, NIST, or any agency of the federal government.

AUTHORIZATION: The testing performed was authorized by signed quote number Qu-00648726.

STANDARDS USED: The following American National Standards or Illuminating Engineering Society of North America Test Guides were used in part or totally to test each specimen:

IESNA LM-79 - 2008: Electrical and Photometric Measurements of Solid State Lighting

DESCRIPTION OF SAMPLE: The client submitted one prototype sample of model number ZW37 GREEN. The sample was received by Intertek on July 27, 2016, in undamaged condition and one sample was tested as received. The sample designation was LAN1607271107-003.

DATES OF TESTS: July 29, 2016

This report is for the exclusive use of Intertek's Client and is provided pursuant to the agreement between Intertek and its Client. Intertek's responsibility and liability are limited to the terms and conditions of the agreement. Intertek assumes no liability to any party, other than to the Client in accordance with the agreement, for any loss, expense or damage occasioned by the use of this report. Only the Client is authorized to copy or distribute this report and then only in its entirety. Any use of the Intertek name or one of its marks for the sale or advertisement of the tested material, product or service must first be approved in writing by Intertek. The observations and test results in this report are relevant only to the sample tested. This report by itself does not imply that the material, product, or service is or has ever been under an Intertek certification program.



SUMMARY

Model No.:	ZW37 GREEN
Description:	LED Moving Head Beam

Criteria	Result
Total Lumen Output (Lumens)	2540
Total Power (W)	187.1
Luminaire Efficacy (LPW)	13.58

EQUIPMENT LIST

Equipment Used	Model Number	Control Number	Last Date Calibrated	Calibration Due Date
LSI High Speed Mirror Goniometer	6440T	000943	07/13/16	08/13/16
Elgar Power Supply	CW1251	000944	VBU	VBU
Yokogawa Power Analyzer	WT210	000945	12/04/15	12/04/16
Temp. & RH Meter	971	001178	12/18/15	12/18/16
Extech Instruments Stop Watch	365510	001379	11/19/15	11/19/16
Tape Measure	C1-25	000915	12/04/15	12/04/16
Empire Magnetic Level	581-9	001610	VBU	VBU

TEST METHODS

Seasoning in Sample Orientation – LED Products

No seasoning was performed in accordance with IESNA LM-79.

Photometric and Electrical Measurements – Distribution Method

A LSI Type C High Speed Model 6440 Mirror Goniometer was used to measure the intensity (candelas) at each angle of distribution for each sample.

Ambient temperature was measured equal to the height of the sample mounted on the Goniometer equipment. Each sample was operated at input rated voltage in its designated orientation. Each sample was allowed to stabilize for at least thirty minutes before measurements were made. Electrical measurements including voltage, current, and power were measured using the Yokogawa Power Analyzer.

Some graphics were created with Photometrics Plus software.

RESULTS OF TEST (cont'd)

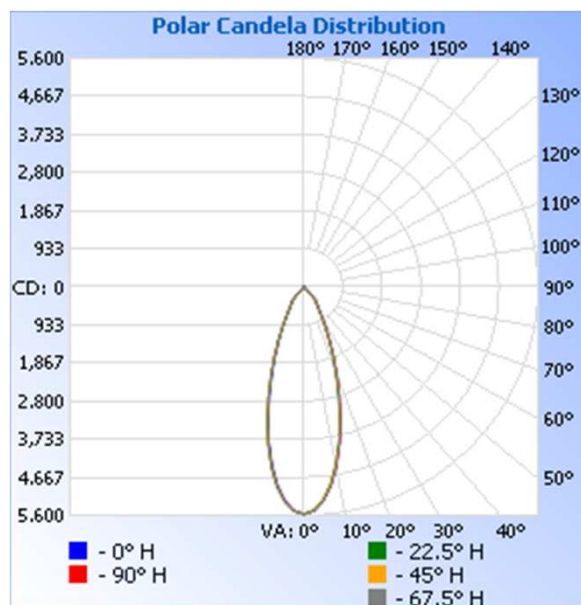
Photometric and Electrical Measurements at Ambient Temperature (25°C +/- 1°C) – Distribution Method

Intertek Sample No.	Base Orientation	Input Voltage {Vac}	Input Current (mA)	Input Power (Watts)	Input Power Factor	Absolute Luminous Flux (Lumens)	Lumen Efficacy (Lumens Per Watt)
LAN1607271107-003	UP	120.0	1695	187.1	0.920	2540	13.58

Intensity (Candlepower) Summary at 25°C - Candelas

Maximum Candela Value: 5,563.8

Angle	0	22.5	45	67.5	90
0	5564	5564	5564	5564	5564
5	5265	5222	5237	5265	5264
10	4436	4392	4402	4455	4457
15	3336	3283	3305	3356	3366
20	2263	2211	2242	2290	2294
25	1420	1390	1407	1453	1466
30	836	825	841	878	892
35	550	534	544	565	569
40	432	428	436	447	449
45	51	38	37	40	42
50	14	14	14	15	15
55	10	8	9	9	10
60	6	5	6	6	5
65	4	3	4	3	3
70	3	2	2	1	1
75	1	1	1	2	1
80	0	1	0	1	1
85	1	0	1	0	0
90	0	0	0	0	0

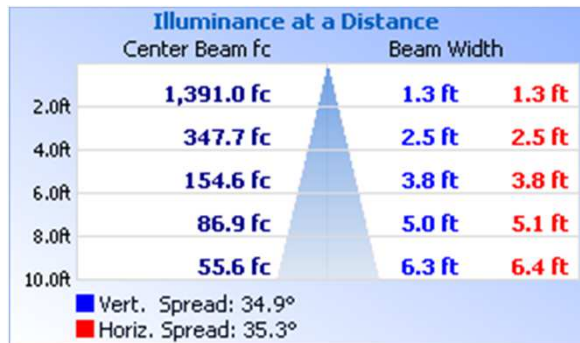


RESULTS OF TEST (cont'd)

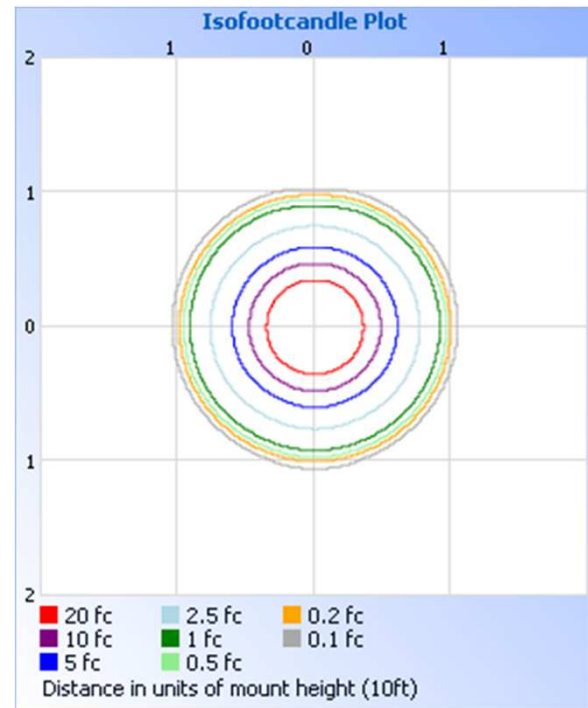
Illumination Plots

Mounting Height: 10 ft.

Illuminance - Cone of Light



Isoillumination Plot



Zonal Lumen Summary and Percentages at 25°C

Zone	Lumens	% Luminaire
0-30	2061	81.1
0-40	2428	95.6
0-60	2535	99.8
60-90	5.2	0.2
0-90	2540	100.0
90-180	0.0	0.0
0-180	2540	100.0

Zonal Lumens and Percentages at 25°C

Zone	Lumens	% Luminaire
0-10	474.9	18.7
10-20	917.1	36.1
20-30	669.0	26.3
30-40	367.6	14.5
40-50	98.1	3.9
50-60	8.5	0.3
60-70	3.5	0.1
70-80	1.4	0.1
80-90	0.3	0.0

PICTURE (not to scale)



CONCLUSION

The results tabulated in this report are representative of the actual test samples submitted for this report only. The data is provided to the client for further evaluation. Compliance to the referenced specification requirements was not determined in this report.

In Charge Of Tests:



Ameet Alawi
Technician
Lighting Division

Attachment: None

Report Reviewed By:



Melanie Brittain
Associate Engineer
Lighting Division